














Name: \_\_\_\_\_


Date: \_\_\_\_\_

# TREE SUDOKU

**Sudoku Instructions:** Cut out the four tree pieces at the bottom of the page. Then, glue them into the empty squares on the Sudoku grid. Remember, each type of tree must appear **only** once in every row and column. Good luck!

----- cut and glue 















Name: \_\_\_\_\_

Date: \_\_\_\_\_

# FOREST FLOOR

**Sudoku Instructions:** Cut out the four tree pieces at the bottom of the page. Then, glue them into the empty squares on the Sudoku grid. Remember, each item must appear **only** once in every row and column. Good luck!

----- cut and glue 