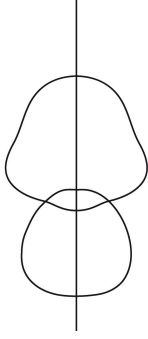
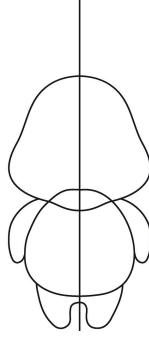
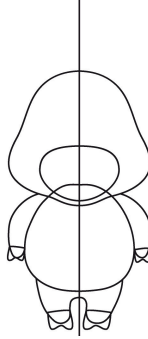






HOW TO DRAW A MOOSE

Moose are incredible swimmers! These giants can swim for several miles at a time and can even dive up to 20 feet underwater to feed on aquatic plants. Their large nostrils close tightly, keeping water out while they're submerged.

<p>1</p>  <p>Draw a vertical line and two overlapping shapes: an oval for the body and an upside-down U-shape for the head.</p>	<p>2</p>  <p>Add curved lines for the arms on both sides of the body and two rounded legs at the bottom.</p>	<p>3</p>  <p>Draw a smaller oval for the snout on the head and define the legs with short curved lines.</p>
<p>4</p>  <p>Sketch two large, symmetrical antlers on top of the head. Outline the eyes and snout.</p>	<p>5</p>  <p>Add two round eyes, a nose, and a small smile on the snout.</p>	
<p>6</p>  <p>Erase the guide lines and finish any last details.</p>	<p>7</p> <p>Add some color and maybe a few creature friends!</p> 